

INITIAL SUMMARY OF KS2 SHIRE OAK STATUTORY DATA 2022

Please note that this data has been accessed from Perspective Lite (which uses data from all local authorities, except Sheffield LA). Data has now been released for the DfE Tables Checking Exercise. During this checking period corrections will be made and children who are eligible to be discounted from the performance tables will be removed. There will, therefore, be a slight change in the final published national figures (usually a higher figure).

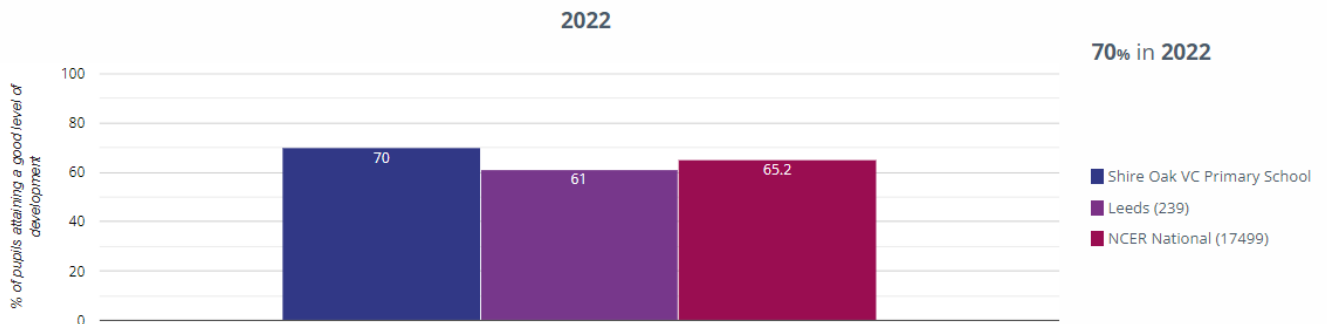
EYFS RESULTS 2022

This is the first year that the new EYFS framework has been used for assessing and reporting at the end of the Reception year. It cannot, therefore, be directly compared to previous performance.

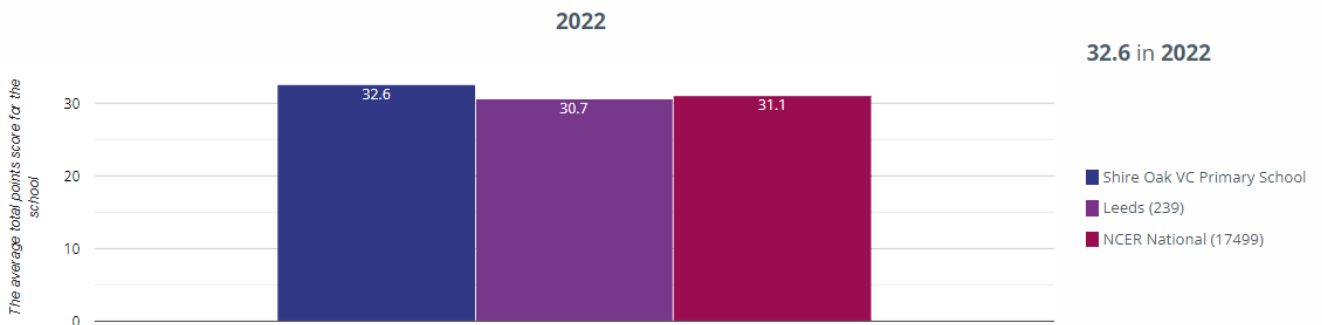
GLD: **70.0%**

Average total point score: **32.6**

★ Good Level Of Development



🎯 Average Total Points Score



Summary of on-entry data mapped to end of year outcomes

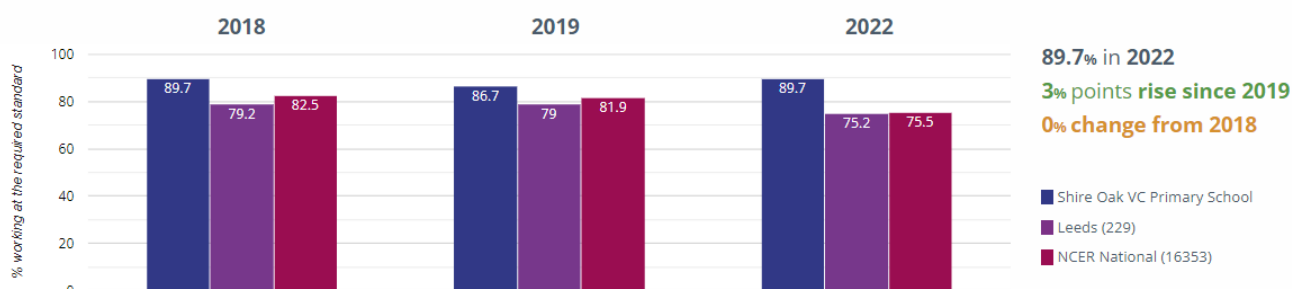
Curriculum area		% of children below ARE on entry	% of children at ARE on entry	% of children not achieving ELG	% of children achieving ELG
CL	Listening, attention and understanding	43	57	10	90
	Speaking			6.7	93.3
PSED	Self-regulation	67	33	10	90
	Managing self			3.3	96.7
	Building relationships			6.7	93.3
PD	Gross motor	43	57	0	100
	Fine motor			6.7	93.3
Lit	Comprehension	73	27	0	100
	Word reading			16.7	83.3
	Writing			16.7	83.3
M	Number	23	77	23.3	76.7
	Numerical patterns			23.3	76.7
UW	Past and present	33	66	6.7	93.3
	People, culture and communities			6.7	93.3
	Understanding the World			3.3	96.7
EAD	Creating with materials	37	63	3.3	96.7
	Being imaginative and expressive			3.3	96.7

PHONICS SCREENING RESULTS 2022

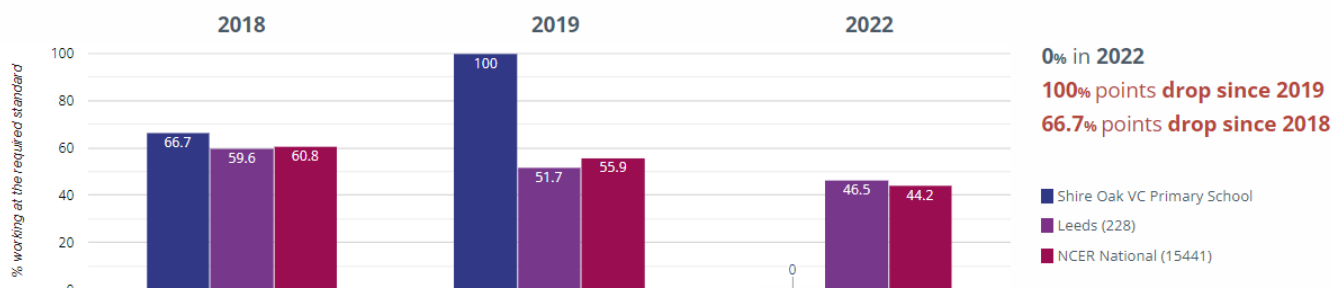
Y1 Working at: **89.7%**

Y2 Working at: **0%**

Year 1: Working At



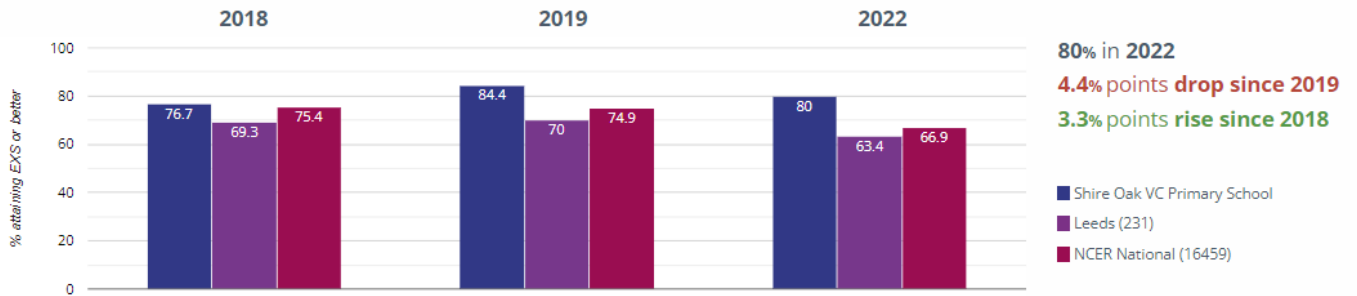
Year 2: Working At



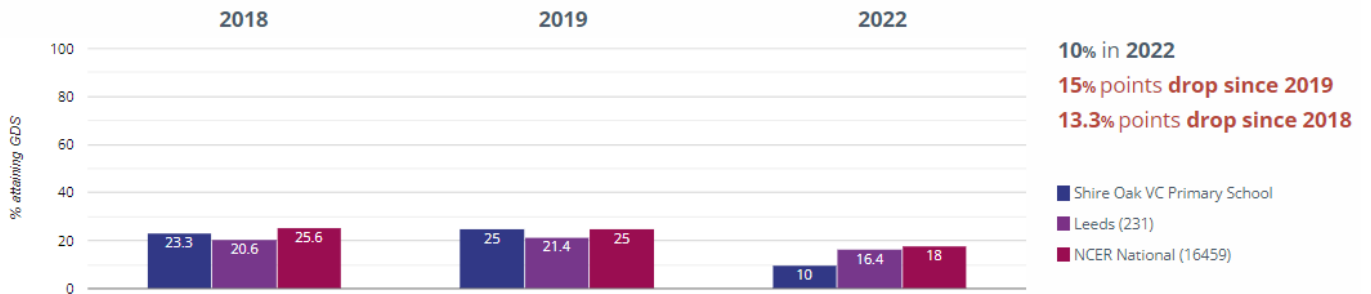
KS1 SATS RESULTS 2022

EXS means met the expected standard. GDS means assessed as working at greater depth.

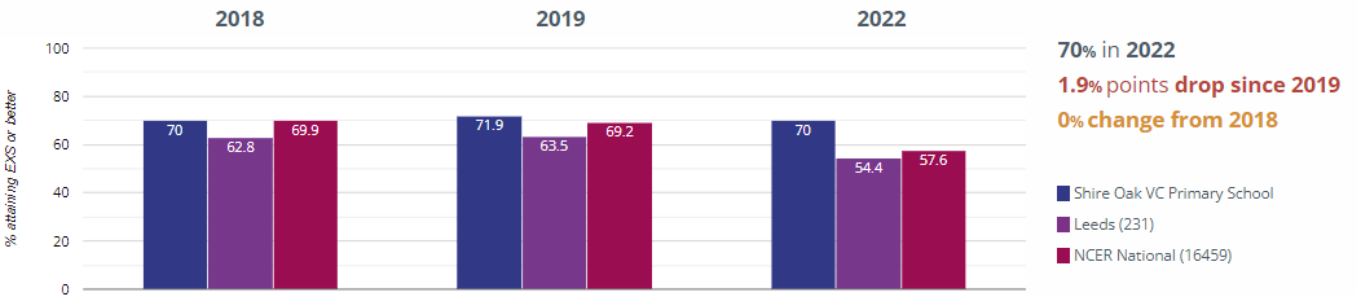
Reading - attaining EXS or better



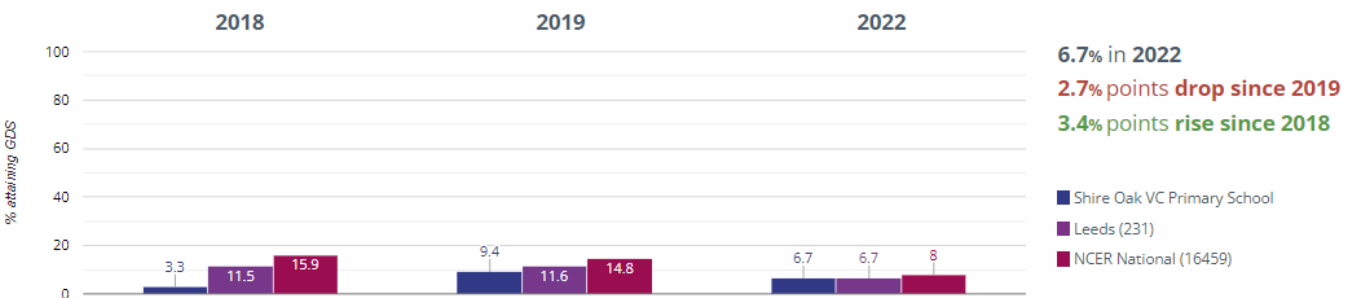
Reading - attaining GDS



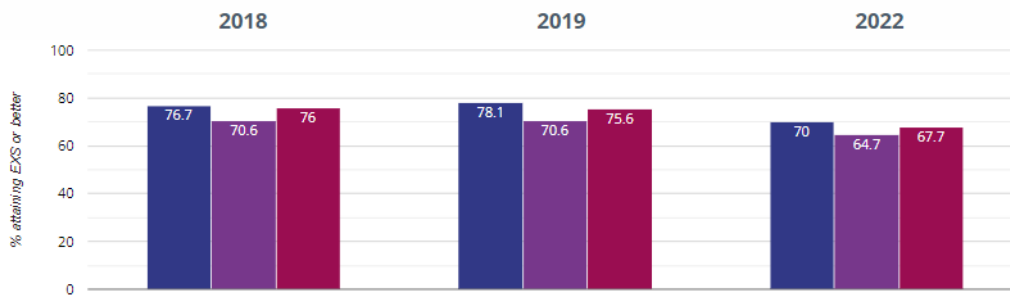
Writing - attaining EXS or better



Writing - attaining GDS



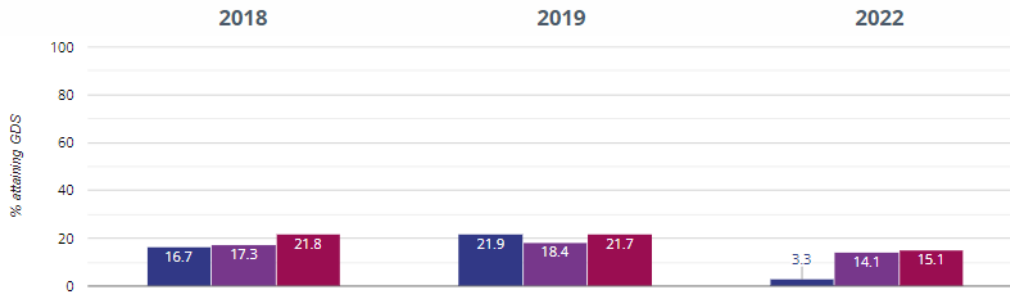
Maths - attaining EXS or better



70% in 2022
8.1% points drop since 2019
6.7% points drop since 2018

■ Shire Oak VC Primary School
 ■ Leeds (231)
 ■ NCER National (16459)

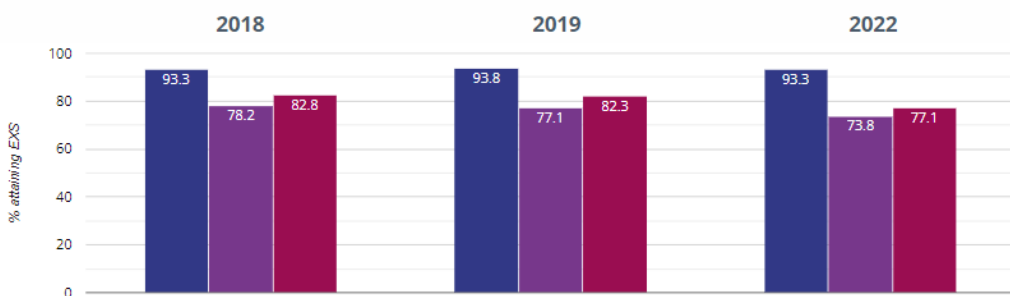
Maths - attaining GDS



3.3% in 2022
18.6% points drop since 2019
13.4% points drop since 2018

■ Shire Oak VC Primary School
 ■ Leeds (231)
 ■ NCER National (16459)

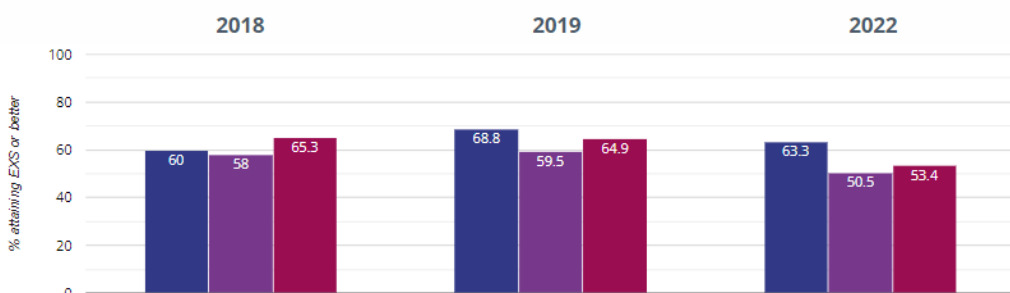
Science - attaining EXS



93.3% in 2022
0.5% points drop since 2019
0% change from 2018

■ Shire Oak VC Primary School
 ■ Leeds (231)
 ■ NCER National (16459)

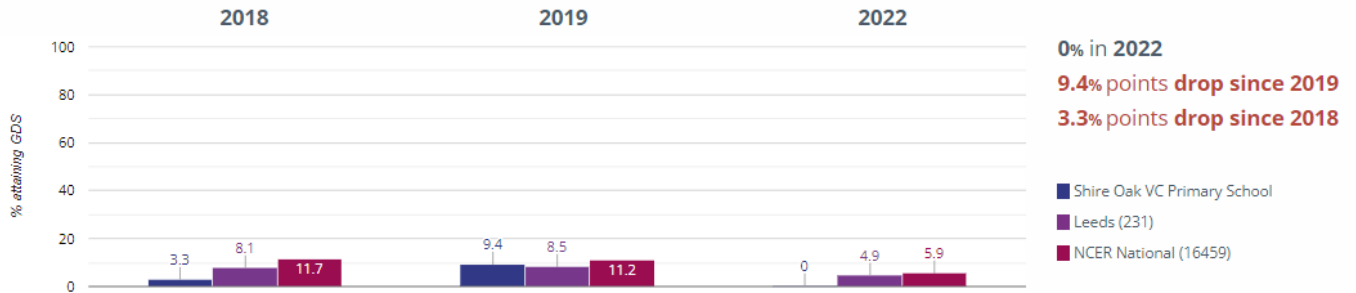
RWM - attaining EXS or better



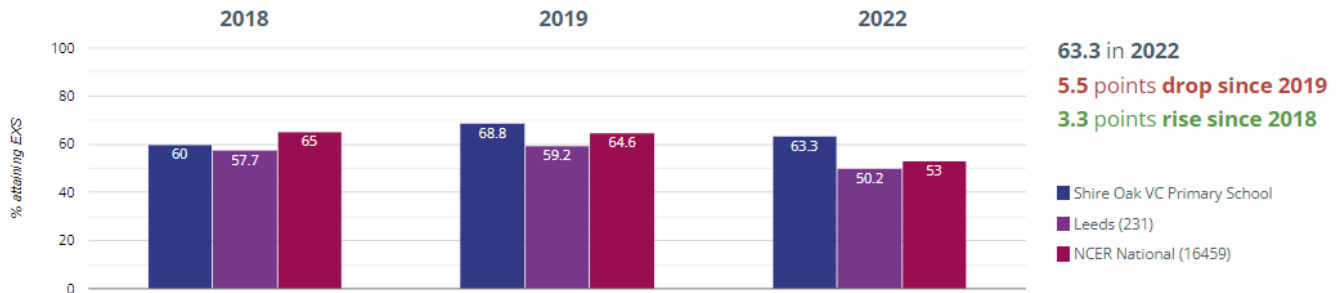
63.3% in 2022
5.5% points drop since 2019
3.3% points rise since 2018

■ Shire Oak VC Primary School
 ■ Leeds (231)
 ■ NCER National (16459)

RWM - attaining GDS

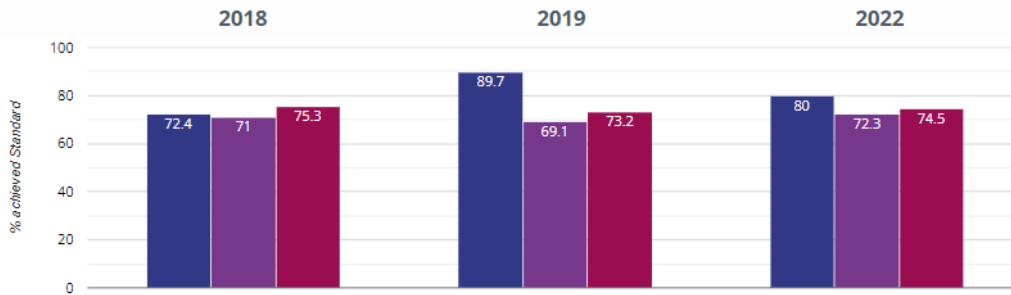


Reading, Writing, Maths and Science - attaining EXS



KS2 SATS RESULTS 2022

Reading - achieved standard



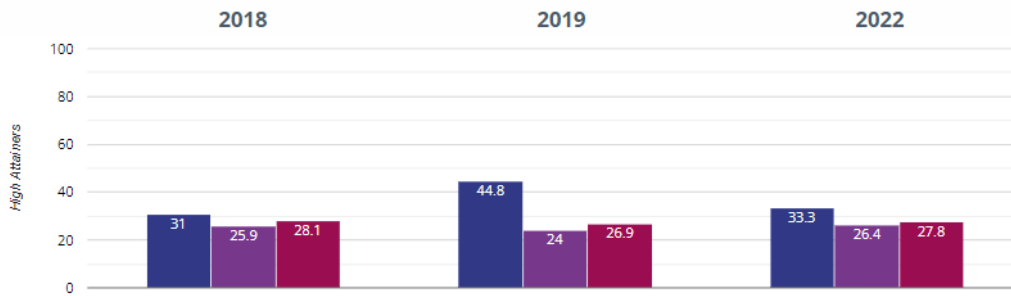
80% in 2022

9.7% points drop since 2019

7.6% points rise since 2018

■ Shire Oak VC Primary School
 ■ Leeds (229)
 ■ NCER National (15471)

Reading - high attainers



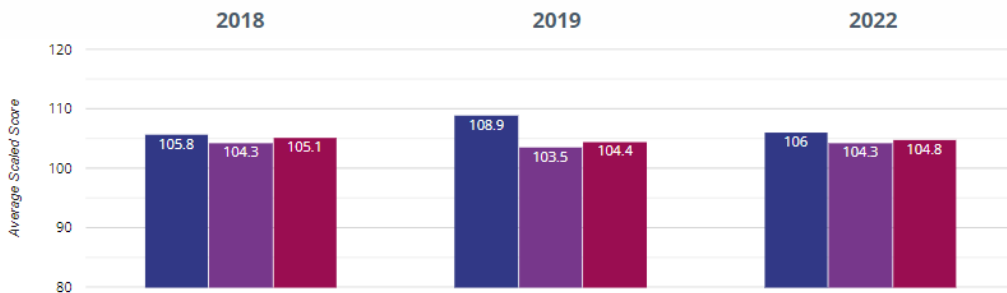
33.3% in 2022

11.5% points drop since 2019

2.3% points rise since 2018

■ Shire Oak VC Primary School
 ■ Leeds (229)
 ■ NCER National (15471)

Reading - average scaled score



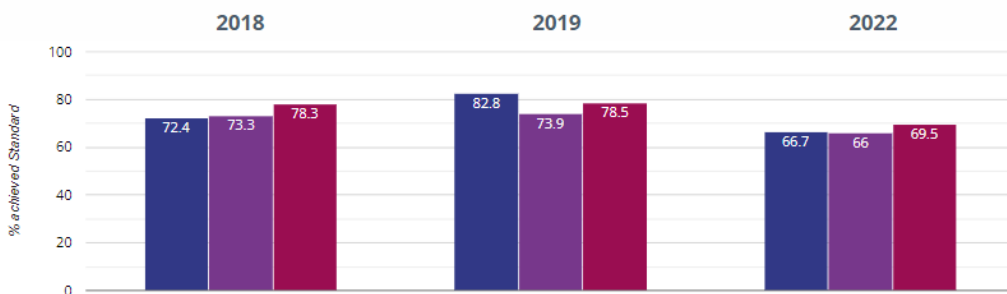
106 in 2022

2.9 points drop since 2019

0.2 points rise since 2018

■ Shire Oak VC Primary School
 ■ Leeds (229)
 ■ NCER National (15471)

Writing - achieved standard



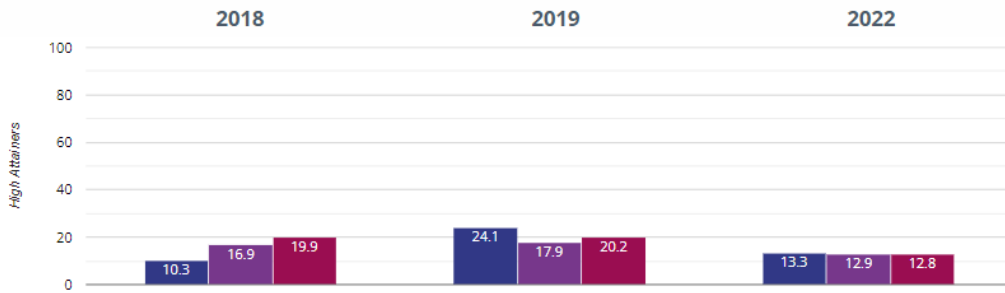
66.7% in 2022

16.1% points drop since 2019

5.7% points drop since 2018

■ Shire Oak VC Primary School
 ■ Leeds (229)
 ■ NCER National (15471)

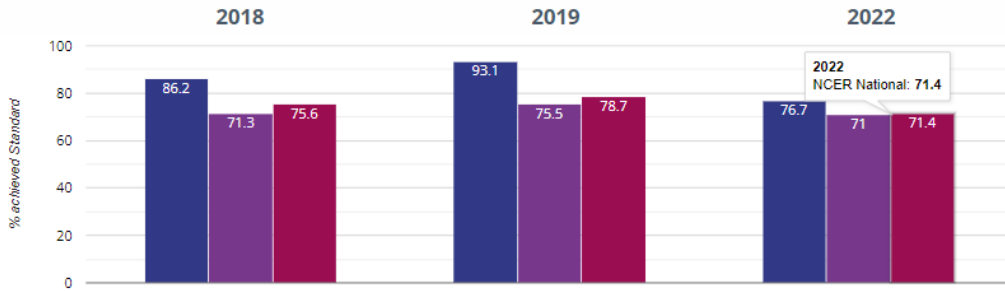
✍ Writing - high attainers



13.3% in 2022
10.8% points drop since 2019
3% points rise since 2018

■ Shire Oak VC Primary School
 ■ Leeds (229)
 ■ NCER National (15471)

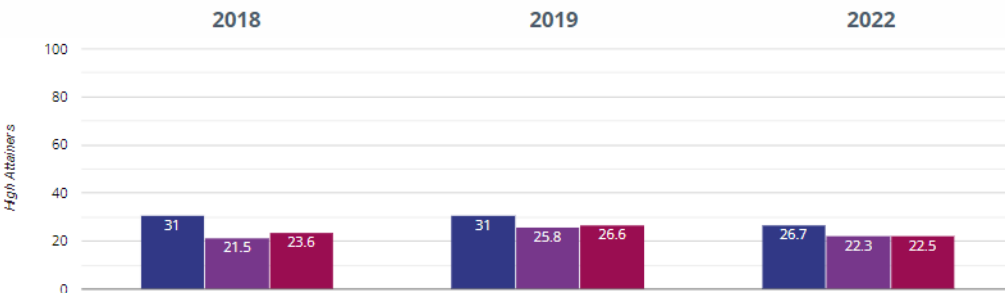
+ Maths - achieved standard



76.7% in 2022
16.4% points drop since 2019
9.5% points drop since 2018

■ Shire Oak VC Primary School
 ■ Leeds (229)
 ■ NCER National (15471)

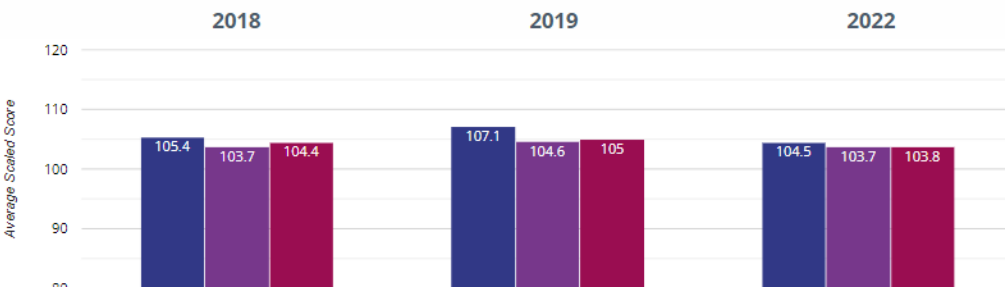
+ Maths - high attainers



26.7% in 2022
4.3% points drop since 2019
4.3% points drop since 2018

■ Shire Oak VC Primary School
 ■ Leeds (229)
 ■ NCER National (15471)

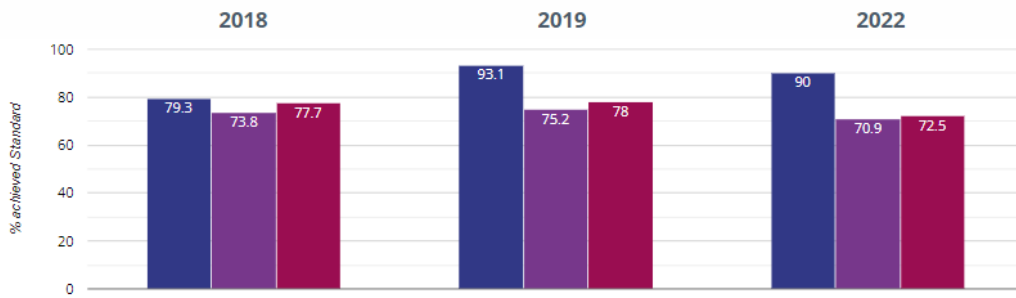
+ Maths - average scaled score



104.5 in 2022
2.6 points drop since 2019
0.9 points drop since 2018

■ Shire Oak VC Primary School
 ■ Leeds (229)
 ■ NCER National (15471)

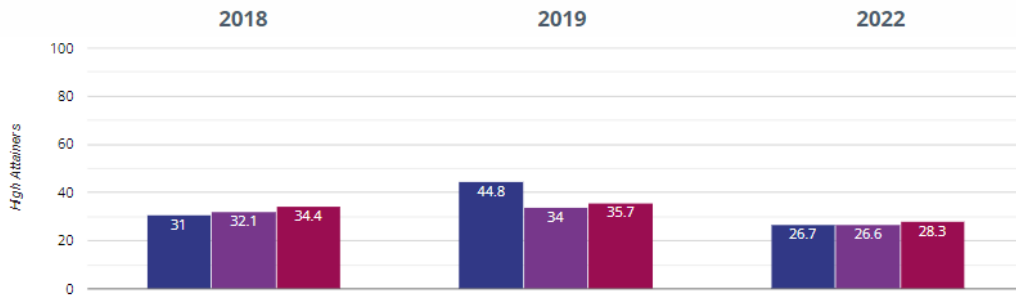
GPS - achieved standard



90% in 2022
3.1% points drop since 2019
10.7% points rise since 2018

■ Shire Oak VC Primary School
 ■ Leeds (229)
 ■ NCER National (15471)

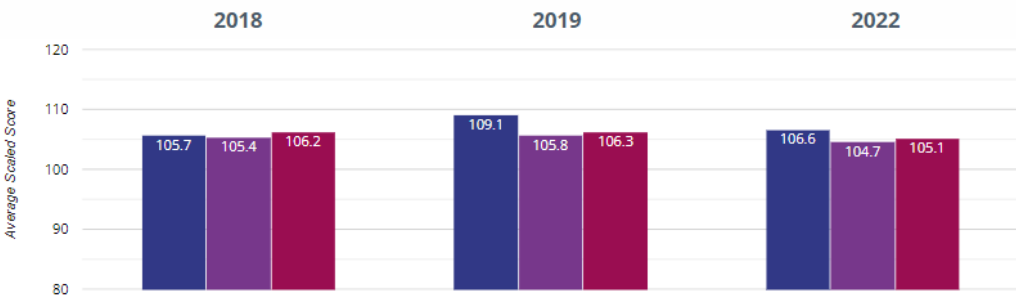
GPS - high attainers



26.7% in 2022
18.1% points drop since 2019
4.3% points drop since 2018

■ Shire Oak VC Primary School
 ■ Leeds (229)
 ■ NCER National (15471)

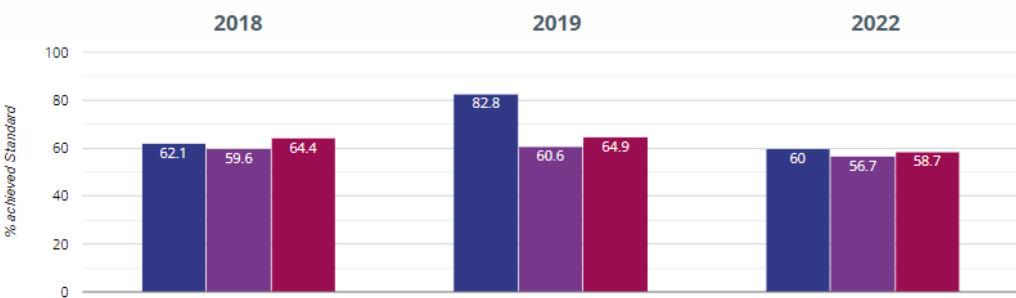
GPS - average scaled score



106.6 in 2022
2.5 points drop since 2019
0.9 points rise since 2018

■ Shire Oak VC Primary School
 ■ Leeds (229)
 ■ NCER National (15471)

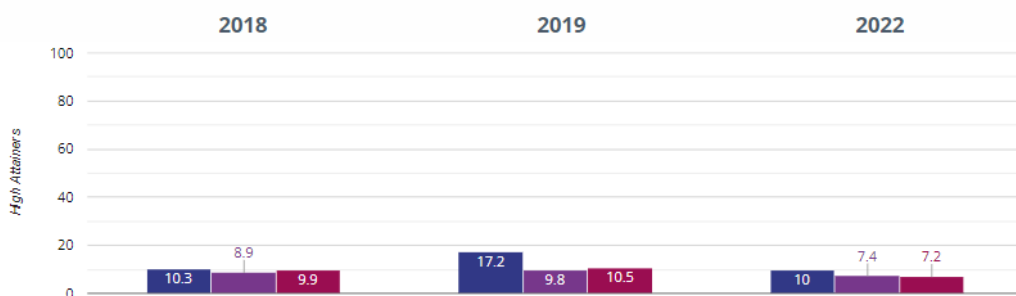
RWM - achieved standard



60% in 2022
22.8% points drop since 2019
2.1% points drop since 2018

■ Shire Oak VC Primary School
 ■ Leeds (229)
 ■ NCER National (15471)

RWM - high attainers



10% in 2022
7.2% points drop since 2019
0.3% points drop since 2018

■ Shire Oak VC Primary School
 ■ Leeds (229)
 ■ NCER National (15471)

Progress measures: KS1 to KS2

Reading progress score (confidence interval in brackets)	1.6 (-0.6 to 3.9)
Percentage of eligible pupils included in the reading progress measure	97%
Writing TA progress score (confidence interval in brackets)	0.4 (-1.8 to 2.6)
Percentage of eligible pupils included in the writing TA progress measure	97%
Mathematics progress score (confidence interval in brackets)	0.9 (-1.2 to 3.1)
Percentage of eligible pupils included in the mathematics progress measure	97%